

INTERIOR & EXTERIOR

# MARVIN DESIGN OPTIONS

---



**MARVIN**   
Windows and Doors  
Built around you.®







# AT MARVIN WINDOWS AND DOORS

THERE'S NO SUCH THING AS ORDINARY.

---



Quality craftsmanship is what separates Marvin® windows and doors from all others. You can see it in every window and door we build. In the wood species we source from sustainable sources. In our state-of-the-art hardware systems that elegantly complement the refined construction of our products. And in the way our products are ENERGY STAR® qualified. Plus, nobody offers more possibilities for customization. From size and shape to color and style, this is why Marvin windows and doors are truly *Built around you*®.



# FULLY INTEGRATED SHADES

AN INNOVATION THAT WILL CHANGE THE WAY YOU SEE A ROOM.

---



Driftwood



Biscuit



White\*



Marigold



Champagne



Stone\*



Almond



Moss



Tan\*



Rose



Cinnamon



Ivory\*



Denim



Silver



Eggshell\*

Designed for Marvin® products only, they are fully integrated, matching any current Marvin interior finish, appearing as a seamless part of the window or door. Functionally graceful, there are no visible cords or pulleys and the sliding door operates while the shade is in use. The fit is neat and precise with virtually no light bleed. There's no need for after-market retailers when you choose shades from Marvin, it's a one-stop shop – you don't even need to measure for installation. Adding beauty and functionality to a home through integrated shades is now possible.

Interior shades are available in the United States and Canada.

\* Denotes colors are also available in blackout fabric.





# CLAD CASINGS AND SUBSILLS

MEETS SPECIFICATIONS AND EVERY EXPECTATION.

---



**BRICK MOULD CASING**

*WITH A246 SUBSILL*



**KINSLEY CASING**

*WITH A1451 SUBSILL*



**THORTON CASING**

*WITH A1453 SUBSILL*



**POTTER CASING**

*WITH A1451 SUBSILL*



**FLAT CASING**

*WITH A246 SUBSILL*



**GRAYSON CASING**

*WITH A1450 SUBSILL*

Adding Marvin® clad casings and subsills to your windows and doors provides great architectural detail to any home. Ours are made of ultra-durable extruded aluminum, which features a beautiful factory applied finish that resists chalking, fading, pitting, erosion and marring. Custom casings and subsills are also available.







# DIVIDED LITES AND GRILLES

BRING OUT THE BEST IN YOUR WINDOW AND DOOR DESIGNS.


---



Simulated Divided Lite (SDL)




Simulated Divided Lite (with spacer bar)



Authentic Divided Lite (ADL)



Grilles-Between-the-Glass (GBG)



Grilles

Marvin® Windows and Doors' custom capabilities allow us to create almost any divided lite pattern you can dream up. Divided lites can feature an array of widths, unique profiles, rectangular or radius cuts and more. Choose from an existing lite cut, specify custom divided lite according to a new design, or ask our design professionals to assist in creating a pattern for your needs.

The result is a window or door that combines the detailing and craftsmanship of a small millwork house with the product performance delivered by an industry leader.





# HARDWARE FINISHES

BEAUTY IS IN THE DETAILS.

---



Satin Taupe



Dark Bronze




Satin Nickel\*



Antique Brass



Oil Rubbed Bronze\*



Brass\*



Satin Chrome



White

You want your home to express your style and your standards. Offering a wide array of design and finish options. Marvin® makes it easy to complement your style and complete your vision. These hardware selections look great with all our products. Just as importantly, they are engineered to operate dependably with your windows and doors.

Printed colors may not be an accurate representation. Ask your local Marvin retailer for aluminum color chips. Polished Chrome is also available.

\* Available with PVD.





# GLASS AND GLAZING

ENHANCE YOUR HOME'S ENERGY EFFICIENCY, BEAUTIFULLY.

---





## GLAZING OPTIONS

Marvin® windows are offered with Low E2 insulating glass with argon as a standard option. A selection of performance related options are available to meet performance and code requirements.

- Low E Maximize the sun's warmth in colder months and minimizes its heat in warmer months. Choose from standard Low E2, Low E3 and Low E1.
- Tempered Tempered glass offers extra strength and safety in larger products or where code dictates. Available with Low E2, Low E3 and Low E1.

## SPECIALITY GLASS OPTIONS

Marvin offers a broad array of specialty glass options. Choose clear, patterned or decorative glazing, or have our artisans create a special glass just for you.









# SCREENS

SCREENS THAT ARE THOUGHT THROUGH, NOT TACKED ON.

---



Charcoal Fiberglass



Charcoal Aluminum Wire



Bright Bronze Wire



Black Aluminum Wire



Bright Aluminum Wire




Hi-Transparency Mesh

## RETRACTABLE SCREEN

Imagine never having to remove screens from windows again, but still being able to enjoy the benefits of a wide open view or a window screen as easily as opening and closing window treatments. Discover the Retractable Screen from Marvin® Windows and Doors. The Retractable Screen provides the perfect solution for Ultimate Casement and Next Generation Ultimate Double Hung windows. When a screen is needed, simply glide the retractable screen across the window to put the Retractable Screen in place. When wide open views are needed, the Retractable Screen effortlessly integrates into the jamb of the window. When the screen is in use, it is virtually undetectable with its Hi-Transparency mesh.





Quality craftsmanship. Unrivalled energy efficiency. Endless customization options.  
These are the reasons why Marvin® windows and doors are truly *Built around you.*

**MARVIN**   
Windows and Doors  
**Built around you.®**